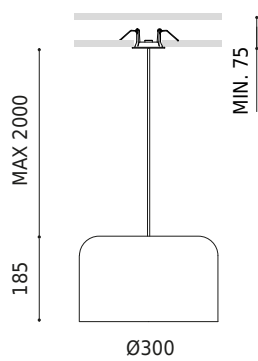




## Dimensions



## Accessories



WIRE TRIMLESS ACCESSORY



TRIMLESS TOOL

## PRODUCT

|           |  |
|-----------|--|
| Name      | HEY JOE DIM PH.CUT 3000K NB                  |
| Reference | A5351051NB                                   |
| Colour    | Bright Black - Other colours, please consult |
| RAL       | 9005   |
| Category  | SUSPENSION                                   |

## LIGHT SOURCE

|                         |                 |
|-------------------------|-----------------|
| Type                    | LED             |
| Gross luminous flux     | 1600 lm         |
| Colour temperature      | 3000 K          |
| Chromatic stability     | MacAdam Step 2  |
| Colour Rendering Index  | CRI>90          |
| Power                   | 11,5 W          |
| Current                 | 350 mA          |
| Efficacy                | 139 lm/W        |
| LED lifespan            | L80B10 >60.000h |
| Energy efficiency class | E               |

## LIGHTING FIXTURE | PHOTOMETRIC DATA

|                     |     |
|---------------------|-----|
| Lighting efficiency | 44% |
| Light beam angle    | 86° |

## LIGHTING FIXTURE | ELECTRICAL DATA

|                             |                                       |
|-----------------------------|---------------------------------------|
| Driver                      | Included                              |
| Power values of the system  | 13,69 W                               |
| Frequency                   | 50/60 Hz                              |
| Dimming                     | Phase Cut - Other DIM, please consult |
| Electrical insulation class | □                                     |

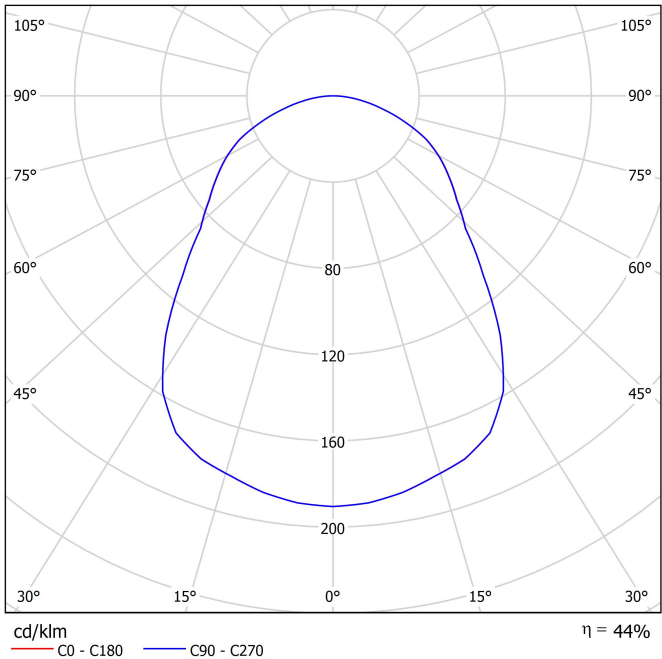
## OTHER DATA

|                           |                    |
|---------------------------|--------------------|
| Sealing                   | IP20               |
| Recess measurements       | Ø62 mm             |
| Cord length               | Max. 2 m           |
| Fast adjustment tensioner | No                 |
| Weight                    | 1400 g             |
| Packaged weight           | 2015 g             |
| Packaging dimensions      | 340 x 327 x 223 mm |
| Units per package         | 1                  |
| Materials                 | Aluminium          |

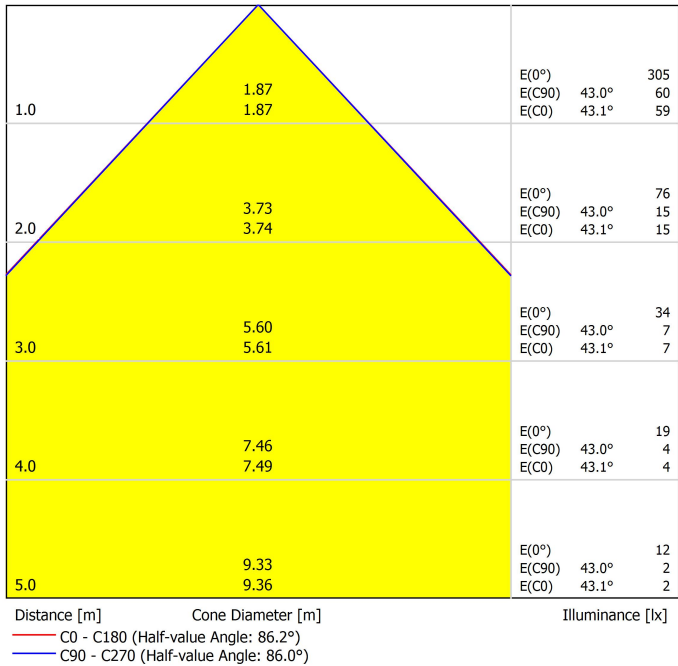


In the decorative sector, Hey Joe presents a design with simple, pure lines, bringing quality to ambient lighting. Its discreet yet iconic style makes it a perfect fit in a wide range of spaces. The Hey Joe pendant luminaire is available in gloss black, gloss white and gloss pebble grey. It is made of aluminium. Its design is intended to enhance neutrality of interior spaces while adding depth and volume. The light is reflected in a white interior shade, projecting into the space indirectly with a notable amplitude and warmth. Hey Joe joins the Arkoslight collection as a tribute to the 60s classics. The name of this new addition pays tribute to one of the most covered songs in mid-20th-century music, which achieved its definitive success thanks to the avant-garde and groundbreaking style of Jimmy Hendrix. As an analogy to this success, Arkoslight brings back a classic formal design in this luminaire, reinterpreting it with a style and sophistication typical of its collection. Hey Joe is a design by Rubén Saldaña, Arkoslight's Product Director.

Polar diagram



Conical diagram

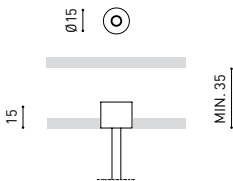




| PRODUCT   |  |
|-----------|--|
| Model     | Mains Trimless   |
| Reference | A023-00-01-   W   N  |
| Colour    | W <input type="checkbox"/> RAL 9016   N <input checked="" type="checkbox"/> RAL 9005 |
| Category  | Accessories  |



Dimmensional drawing



Accessory for trimless cable

Wire Trimless Accessory is a collection of accessories for fitting tensioners and cables to Arkoslight luminaires suspended directly from the ceiling with any visible ceiling rose or fixings. This achieves a minimalist application with a visually tidy finish.

With Wire Trimless Accessory the items adjacent to the ceiling of the standard product (ceiling roses, fixings, driver boxes, etc.) are concealed by a simple recessed application.

Wire Trimless Accessory reduces the visual impact of the installation leading to extremely minimalist aesthetics. The wires come out of the ceiling material as a part of the structure. This detail creates a much purer, more essential layout, particular when several luminaires are fitted in an arrangement.

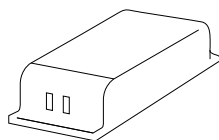


INSTALLATION GUIDE  
[https://youtu.be/sa\\_xAgj4ji4](https://youtu.be/sa_xAgj4ji4)



| PRODUCT   |                                   |
|-----------|-----------------------------------|
| Model     | Trimless Tool <b>D20 X D52 MM</b> |
| Reference | A478-00-01                        |
| Category  | Accessories                       |





## DRIVER

|            |                            |
|------------|----------------------------|
| 0001-06-64 | DRIVER 15W 350mA PHASE CUT |
|------------|----------------------------|

## PHASE CUT DIMMERS TESTED FOR COMPATIBILITY:

| Brand / Manufacturer | Model number                | Dimming Type  | Max. Nº Drivers per dimmer |
|----------------------|-----------------------------|---------------|----------------------------|
| Busch - Jaeger       | 6513 U-102                  | Trailing edge | 1 - 13                     |
| Busch - Jaeger       | 6523 U-102                  | Trailing edge | 1 - 9                      |
| Busch - Jaeger       | 6523 UR-103                 | Trailing edge | 1 - 13                     |
| Philips              | SED-200A                    | Trailing edge | 1 - 9                      |
| Etman                | ETM327                      | Trailing edge | 1 - 13                     |
| Etman                | ETM329                      | Trailing edge | 1 - 13                     |
| HZC Electric         | AU-P3                       | Trailing edge | 1 - 12                     |
| JUNG                 | LB-Management               | Trailing edge | 1 - 13                     |
| Merten               | SBD200LED<br>(MEG5134-0000) | Trailing edge | 1 - 13                     |
| NIKO                 | 310-0190 X                  | Trailing edge | 1 - 12                     |
| Schneider            | CCTSE12011                  | Trailing edge | 1 - 15                     |
| Merten/Schneider     | SBD315RC                    | Trailing edge | 1 - 12                     |
| CASAMBI              | CBU-TED                     | Trailing edge | 1 - 5                      |

THE PARTICULAR CONDITIONS OF EACH INSTALLATION AND THE SPECIFICATIONS AND CONDITIONS OF USE OF EACH REGULATOR, MAY DIFFER FROM THOSE CONSIDERED IN THE COMPATIBILITY TESTING, AND AFFECT ITS PERFORMANCE IN SAID INSTALLATION.

FOR MORE INFO, PLEASE CONSULT



Fuente de luz (LED) reemplazable por un profesional autorizado

Replaceable (LED only) light source by an authorized professional.

Source lumineuse (LED) remplaçable par un professionnel agréé

Sorgente luminosa (LED) sostituibile da parte di un professionista autorizzato

Austauschbare (LED) Lichtquelle durch einen autorisierten Fachmann



Equipo de control reemplazable por un profesional autorizado

Replaceable control gear by an authorized professional

Dispositif de commande remplaçable par un professionnel agréé

Alimentatore sostituibile da parte di un professionista autorizzato

Auswechselbares Betriebsgerät durch autorisierten Fachmann

## Instrucciones para el final de vida y la eliminación de los componentes:

### Instructions on end-of-life and component disposal:

### Instructions pour la gestion des composants en fin de vie et leur mise au rebut :

### Istruzioni per il fine vita e lo smaltimento dei componenti:

### Anweisungen zur entsorgung der Leuchtenkomponenten:



Interrumpir la alimentación del aparato  
Cut the power supply to the luminaire  
Couper l'alimentation du luminaire  
Interrompere l'alimentazione dell'apparecchio  
Stromversorgung der Leuchte unterbrechen



Quitar la(s) fuente(s) de luz para el desecho  
Remove light source(s) for disposal  
Retirer la (les) source(s) lumineuse(s) pour l'élimination  
Rimuovere la/le sorgente/e di luce per lo smaltimento  
Lichtquelle(n) zur Entsorgung entfernen



Quitar la batería para el desecho  
Remove the battery for decommissioning  
Retirer la batterie pour sa mise au rebut  
Rimuovere la batteria per la dismissione  
Die Batterie ordnungsgemäß entsorgen



Quitar el equipo de control para el desecho  
Remove control gear for disposal  
Retirer le dispositif de commande pour l'élimination  
Rimuovere l'alimentatore per lo smaltimento  
Betriebsgerät zur Entsorgung ausbauen

Enviar los materiales a un centro de recogida RAEE  
Send the materials to a WEEE collection centre  
Envoyer les matériaux dans une déchetterie DEEE  
Inviare i materiali ad un centro di raccolta RAEE  
Die Materialien in einem WEEE-Zentrum entsorgen

